

For Quick View mode, look for the
Thumbnail Icon () above your Screen.


CONTROL CONSOLES & DESKS

SECTION



SECTION 11
MIMIC CRAFTS
ALUTECH™ CONTROL CONSOLES
& DESKS
CUSTOM PROJECTS
TURNKEY CONTROL ROOMS

Control Consoles & Desks *Online* Catalogue is Newly Catalogued and forms part of Section 11 in the Full Catalogue. It is manufactured by the Mimic Crafts Division, who offer custom projects.



- ❖ Industrial Control Consoles & Desks
- ❖ 19" Racks, Floor-standing Enclosures, Shelves
- ❖ Control Brand Alutech™
- ❖ Custom Projects & Turnkey Solutions
- ❖ Monitor Screens, Monitor Arms, Electrical Boxes

Johannesburg Branch



Cape Town Branch



INDEX

SECTION 1

INTRODUCTION TO MIMIC CRAFTS.....page 01

SECTION 2

THE ALUTECH™ CONTROL APPLICATION SYSTEM page 01

CONTROL ROOMS page 01

PORTABILITY & SITE MOBILITYpage 01

END USERSpage 02

SECTION 3

PRODUCTS & SERVICES

3D DESIGNSpage 03

4-LCD MONITOR CONSOLE DESKpage 03

6-LCD ANGLE MONITORSpage 03

7-LCD MONITOR CONSOLE DESKpage 03

42" PLASMA MONITOR CONSOLE DESKpage 03

C-SHAPED CONSOLE DESKpage 04

CUBICAL CONSOLE DESKpage 04

04L-SHAPE CONSOLE DESKpage 04

MOBILE CASTOR-WHEEL LOCKABLE CONSOLE DESKpage 04

MOBILE CASTOR-WHEEL UNITpage 04

MONITORING CONSOLE DESKpage 05

SUPERVISOR CUBICALpage 05

WALL-MOUNT ENCLOSURE CONSOLE DESK COMBOpage 05

TURNKEY SOLUTIONSpage 05

COLOUR SWATCHESpage 06

STANDARD MAPLEpage 06

KERN BEECHpage 06

NATURAL OAKpage 06

RED ALDERpage 06

BIRNpage 06

OXFORD CHERRYpage 06

0606ALUMINIUMpage 06

POLLARD OAKpage 06

STEEL WHEELSpage 06

POST-FORMED TOPSpage 06

WOODpage 06

.BLACKpage 06

STEEL WHEELSpage 06

ACCESSORIESpage 07

SWIVEL COMPUTER CASE HOLDERpage 07

LOCKABLE COMPUTER CASE HOLDERpage 07

MONITOR ARMS & SCREENSpage 07

IMAGES

FROM CONCEPTUAL DESIGN TO WORK IN PROGRESSpage 08



page i

INTRODUCTION

INTRODUCTION TO MIMIC CRAFTS

Mimic Crafts was started in 1971 as a manufacturer of Mimic Panels and Mosaic Mimics. Over the years the company built up expertise in other areas including control desks, component manufacture and display electronics. It also imported and resold a wide range of control and indicating components. As the Components business grew to be larger than the Mimic business, it was decided to rationalise and operate one company called Mimic Components cc which incorporated a Crafts Division.

Crafts Facilities include: large bed engraving, guillotine, electrical test equipment, and high volume printers for wire/cable print marking as a service to our low-volume printing customers.

Crafts had the expertise and experience of supply of operator interface equipment including switches, Pilot Lights, Alarm Annunciators, Digital Indicators, Large Digit Displays, Modbus (RS485) driven Master Clock System and Monitoring Systems etc, including the assembly of Mimic Components electronic products and the manufacture of quality Aluminium framed Control Consoles & Desks "ALUTECH™". The companies are in different sections of the building.

THE ALUTECH™ APPLICATION SYSTEM

The ALUTECH™ system is an aluminium extrusion system made from modular aluminium frames joined by a PATENTED system, making strong, neat joints. The joints allow for easy disassembly and reassembly, ease of transportation and future product modification.

Products are assembled as a space-frame with "captured" infill panels. Frames are fitted with flooring grade infill which can be in a wood finish or a titanium finish to give a modern high-tech look. Working surfaces can be made from a similar infill, rounded edge melamine, or dupont corian granite look. The space-frame is bolted together with high tensile grub screws in such a way that all threads are bearing on steel and never on the softer aluminium frame. This type of construction technique is far stronger than wood joints and ensures a long-life rigid structure.

The ALUTECH™ system is 19" rack compatible, modular, which can be disassembled (for shipping and delivery), extended and modified for future growth. A variety of options, wide range of colours and finishes are available for both the space-frame and infill panels. Finished products are suitable for both the commercial and industrial environments.



CONTROL ROOMS

Most control rooms are housed in confined areas. They generally seat one or more people requiring ease of access to multiple technological appliances. As staff seat themselves in relatively confined positions for uninterrupted hours at a time, functionality and ergonomics of furniture is important.

Good viewing lines with good visibility of technological appliances are also fundamental for a day-to-day control room working environment. It all starts with your floor plans or a draft-sketch to enable Mimic to produce a 3D drawing as a starting point to your control project.

**Availability of access to control rooms or access to control consoles/desks is required before the design and manufacturing stage of the project, especially where single door access is the only way in and out.*

PORTABILITY AND SITE MOBILITY

Consoles and Desks can easily be added onto a module or taken off a module. Once consoles and desks have been installed, the pragmatic ALUTECH™ joining system allows for expansion or removal of consoles or desks within a functioning control room environment with minimal fuss or interruption to daily control activities.

The Modular joining system enables compact packing, storage and transportation of control products to relocations, sites, and new physical addresses.

As most control products may need to be split/disassembled in order to get into a control room, a unique ALUTECH™ advantage when fitting consoles or desks against walls or in the corners of rooms is that front or side access can still easily be achieved.

INTRODUCTION**END USERS of CONTROL CONSOLES & DESKS****End users include:**

- Call Centres / Reception Areas
- CCTV Systems
- Control Rooms
- Desk Systems
- Hospitals
- Instrumentation Contractors
- Military
- Mining Houses
- Power Stations
- Project Engineers
- Property Developers for Guard Houses
- Railway Developments
- Security Contractors
- Technical Systems
- Water Departments
- Industrial Factories

**PRODUCTS & SERVICES**

Mimic Crafts, manufacturers and international suppliers of Control Consoles & Desks, take on projects of all sizes, and are accustomed to working with international projects, meticulous construction, careful transport and packaging.

A standard range of Control products include consoles, technical desks, portable desks for temporary site works, media wall-mounted enclosures and floor-standing enclosures.

Control services include 3D-designs, floor space utilisation, turnkey solutions, installation assistance and in-house technical guidance.

The product range includes consoles, desks, wall-mount enclosures, and floor-standing enclosures.

The consoles, desks and enclosures are all custom-built to the customer's requirements.

Specifications, i.e. the shape, size and colour are all decided and approved by the customer.

Designs can either be supplied by the customer or created by our in-house design team.



PRODUCTS & SERVICES**3D DESIGNS DRAWING OF CONSOLES, DESKS & UNITS**

*As most of our customers maintain a high level of privacy, we can only supply you with 3D drawings. The few images we have are permission based photos showing some of our installations.

4-LCD MONITOR CONSOLE DESK

To accommodate four 19" LCD monitors and four computers, two computers are housed at each end of the desk in lockable cupboards with smoked glass fronts. Extractor fans are fitted into the cupboard's side to extract the hot air and cool the computers.

**6-LCD ANGLE MONITORS**

This console was designed to accommodate six 19" LCD monitors at an angle. The interior of the console and the rear of the monitors are accessible from the front where lockable doors have been included under the desk-top. The framed monitors are mounted in down-hinged. Alutech™ frames with locks. The rear of the rack-mount components can be easily accessed by simply wheeling the 19" rack frame out the front of the console. Keyboard and mouse slides are included, as well as extractor fans on each side to extract the hot air from the enclosed console interior.

**7-LCD MONITOR CONSOLE DESK**

Designed for a security control room in a new residential development in Johannesburg's Northern Suburbs, this console accommodates seven 19" LCD monitors, two keyboards and mouse slides. It has lockable cupboards with three shelves at each end of the console and, to restrict access to the rear of the console, it was built to ceiling height. A lockable door for maintenance features on the left hand side. The desk-top on the right hand side has been extended along the wall and the under-window.

**42" PLASMA MONITOR CONSOLE DESK**

Designed for a guard house in a new residential development in Centurion this desk accommodates four 42" Plasma monitors on hinge-down frames. Provision for the two future monitors was made by including removable panels where the monitors would eventually be fitted. The desk was installed against the walls, so the rear of the monitors are accessible from the front. Two sets of drawers were also included at each end of the desk.



PRODUCTS & SERVICES - 3D DESIGNS DRAWING OF CONSOLES, DESKS & UNITS

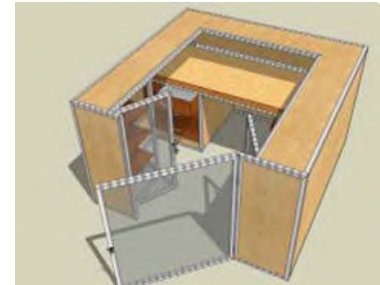
*As most of our customers maintain a high level of privacy, we can only supply you with 3D drawings. The few images we have are permission based photos showing some of our installations.

C-SHAPED CONSOLE DESK

This control room design shows two main C-Shape desks housing a combined total of twenty three 19" LCD monitors fitted in, and thirty two computers with rear access doors to each unit. The top right corner has an auxiliary console with six 19" LCD monitors. The lockable storage cabinet on the bottom right-hand corner of the control room houses printers, two way radios, keys, etc.

**CUBICAL CONSOLE DESK**

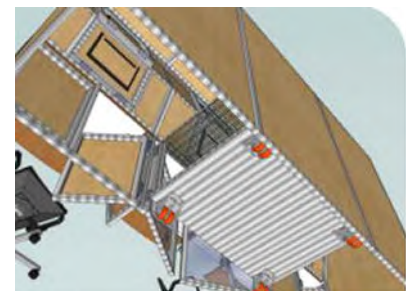
This cubical designed for the reception area has a raised counter-top above the desk, two sets of lockable drawers and shelves on each side. Included at the rear is a lockable door (fitted with see-through infill) to restrict access into the cubical.

**L-SHAPE CONSOLE DESK**

Housing one computer per lockable cupboard, this L-Shape desk accommodates four personnel, four work stations and four monitors. While the monitors sit freely on the L-Shape wood-top, both keyboard and mouse are neatly tucked under this top by slide out drawers.

**MOBILE CASTOR-WHEEL LOCKABLE CONSOLE DESK**

Included in-between the two lockable tinted glass/smoked glass doors under the desk-top is a mobile 19" rack frame with fitted castor wheels (viewed from top-side angle).

**MOBILE CASTOR-WHEEL UNIT**

This mobile console is a demonstration unit for a security company. It is used to display and demonstrate company products for customers. Included in the console is a 19" rack, two lockable doors (one pair with smoked glass-the other with wood infill), and castor wheels for easy mobility.



TURNKEY SOLUTIONS

PRODUCTS & SERVICES - 3D DESIGNS DRAWING OF CONSOLES, DESKS & UNITS

*As most of our customers maintain a high level of privacy, we can only supply you with 3D drawings. The few images we have are permission based photos showing some of our installations.

MONITORING CONSOLE DESK

This monitoring console for a security company houses five 32" LCD monitors just above the post-formed top. Allowed for are shelves to store miscellaneous items. Four slide-out drawers (with handles) add more storage space. Maintenance can be easily carried out through the access door allowed for on the right.

**SUPERVISOR CUBICAL**

This supervisor cubical built on a raised floor is fitted with clear infill material, allowing for unobstructed views of the entire control room. Slide-out keyboard and mouse drawer, and a lockable cupboard with shelves were designed into this unit. A lockable access door can be provided as an optional extra.

**WALL-MOUNT ENCLOSURE CONSOLE DESK COMBO**

This desk and wall-mount enclosure combination designed for a security control room at a mine in the North West Province accommodates four 19" LCD monitors and three computers. The computers are mounted on swivel brackets to increase the leg room under the desk. Keyboard and mouse slides included under the desk-top allow for more space on the desk-top.

**TURNKEY SOLUTIONS**

Hand over of completed project from the conceptual design to a fully functional control room.

DEFINE

Design a control room with Comfort, Safety & Functionality.

MEASURE

Analyse requirements based on customers needs,
Acquire customer information,
Observe daily operations and Surrounding environment.

ANALYSE

Survey existing control room (if applicable),
Control room layout,
Traffic flow,
Human machine interface,
Panel, Fixtures and furniture.

IMPROVE

Prepare draft design that includes Design concept and Room layout.

CONTROL

Periodic advice on next activity (basic design, detailed design, manufacturing, construction and installation).

PRODUCTS AND SERVICES COLOUR SWATCHES

* Due to varying printer settings that affect colour we recommend that you consult a physical swatch before making your decision.


In-fill Options:



STANDARD MAPLE



KERN BEECH




NATURAL OAK



RED ALDER




BIRN



OXFORD CHERRY



ALUMINIUM



POLLARD OAK



STEEL WHEELS

Post-formed Tops:



WOOD



BLACK



STEEL WHEELS

PRODUCTS AND SERVICES - ACCESSORIES

SWIVEL COMPUTER CASE HOLDER

The swivel computer case holder is a cost saver when it comes to saving on extra space within your area of application.



LOCKABLE COMPUTER CASE HOLDER

Similar to the swivel computer case holder above, this one has an advantage in that it is lockable, allowing for not only space saving but also added security.



MONITOR ARMS & SCREENS



FROM DESIGN TO INSTALLATION

ALL WORKS ARE CUSTOM MADE TO SUITE REQUIREMENTS



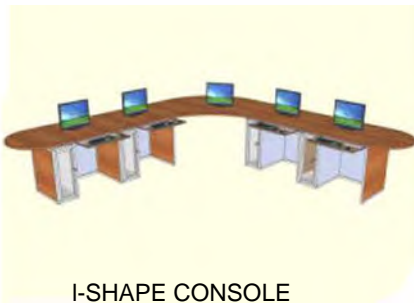
15 MONITOR CONSOLE



7 MONITOR CONSOLE



7 MONITOR CONSOLE



I-SHAPE CONSOLE



L-SHAPE CONSOLE




L-SHAPE CONSOLE



4-LCD CONSOLE




LCD CONSOLE



LCD CONSOLE



C-SHAPE CONSOLE



C-SHAPE CONSOLE

JOHANNESBURG



MIMIC COMPONENTS

ELECTRICAL & ELECTRONIC
WHOLESALE DISTRIBUTORS
SOUTHERN AFRICA

Address

5 Ramsay Street, Booyens,
2091 Johannesburg,
South Africa

P.O. Box 38493 Booyens,
2016 South Africa

Contact Specialist

Craig Whyte

Mobile: +27(0) 83-651-6231
Switchboard: +27 (0)11- 689-5700
Faxcimiles: +27 (0)11- 493-8821

Email: craig@mimic.co.za

Website: www.mimic.co.za

CAPE TOWN



MIMIC CAPE

ELECTRICAL & ELECTRONIC
WHOLESALE DISTRIBUTORS
SOUTHERN AFRICA

Address

Unit 41A, Stella Park,
57 Stella Road, Montague Gardens,
Cape Town, 7441, South Africa

PO. Box 36955 Chempet,
7442 South Africa

Contact Specialist

Craig Whyte

Mobile: +27(0) 83-651-6231
Switchboard: +27(0) 21-551-8185
Faxcimile: +27(0) 21-551-8169

Email: anje@mimics.co.za

Website: www.mimic-cape.co.za



MIMIC COMPONENTS sales@mimic.co.za www.mimic.co.za TEL: (011) 689-5700
5 Ramsay Street, Booyens 2091, Johannesburg PO. Box 38493, Booyens 2016, Johannesburg, South Africa FAX: (011) 493-8821



MIMIC CAPE anje@mimics.co.za www.mimic.co.za TEL: +27(0)21-551-8185 FAX: +27(0)21-551-8169
Unit 41A, Stella Park, 57 Stella Road, Montague Gardens, Cape Town 7441. PO Box 36955 Chempet 7442 South Africa